



VARDE

ECO-FRIENDLY WOOD-BURNING STOVES

DANISH DESIGN • 2017 / 2018



Warm moments
of quality

warm moments of quality

Wood-burning stoves from VARDE stand on the stylistic bedrock of Scandinavian design – created with the ambition of unifying quality, functionality and design.

With a VARDE stove, you and your family are ensured a warm gathering point and tranquil quality moments for many years into the future.


Jan Meldgaard
Managing Director



DESIGN



For us, outstanding design involves both producing handsome Danish-developed furniture as well as the functionality to make it simple for you to use it. All VARDE wood-burning stoves have Airwash system to prevent soot forming on the glass, ergonomically correct placement of the air regulation and a grate in the bottom for easy emptying of ashes.

QUALITY



A VARDE wood-burning stove is characterised by the door, flue connector and grate in the bottom being of high-quality cast iron. They are all built in accordance with the convection principle, which ensures good air circulation in the room and thus optimum utilisation of the wood. In addition, you also have a 5-year guarantee on fabrication defects.

ENVIRONMENTALLY FRIENDLY



All our wood-burning stoves burn at a high combustion efficiency and are carbon neutral. This means that you will have a stove that utilises the wood so efficiently that it pollutes absolutely minimally while also meeting the most stringent environmental standards in Europe.

SUPPORT



At www.vardeovne.co.uk you can find advice and guidance on operating and taking care of your new wood-burning stove as well as a detailed video showing you how to light and stoke it in the most efficient and environmentally friendly way. If you need further information, contact one of our dealers – see the overview at our Web site.

SEE THE STOVE IN YOUR HOME BEFORE YOU BUY!

At VARDE, we know the key is to choose both the right wood-burning stove and the best placement in your home – and it has never been easier.

Take a picture of where you can envision placing your stove. Then sit back and make yourself comfortable in your sofa and choose a wood-burning stove based on our large assortment of models. Once you have found the perfect placement for your new stove, save the picture to share later with family and friends.

- Can be used with smartphones and tablets
- Large assortment of models
- Technical data on the wood-burning stoves
- Share with family and friends
- Overview of dealers



Scan the code and download the app. Available in App Store and Google Play.



VARDE BOLTON

The large side glass panes allow you to see the fire from different angles around the room and the round form makes for a harmonious expression. There is room for firewood of up to 35 cm in length.

The fire chamber is ergonomically correctly placed, allowing easy access to operation and cleaning. The air regulation is simple to operate.



BOLTON

Colour: Black
Art. no. 100767
Height: 100 cm
Width: 51 cm
Depth: 45 cm
Heat output: 7 kW

VARDE CARDIFF

The stove is designed with an emphasis on experiencing the fire, which can be seen from three sides and brings light and heat into your home. In the large firebox, there is room for pieces of firewood up to 35 cm long.

The fire chamber is ergonomically correctly placed, allowing easy access to operation and cleaning. The air regulation is simple to operate.



CARDIFF

Colour: Black
Art. no. 100768
Height: 90 cm
Width: 51 cm
Depth: 45 cm
Heat output: 7 kW

VARDE LINCOLN

The curved glass reinforces the dynamic play of the fire's flames and even with no fire burning in the stove, it stands as a beautiful sculpture in the room. The large firebox can hold firewood of up to 35 cm in length.

The fire chamber is ergonomically correctly placed, allowing easy access to operation and cleaning. The air regulation is simple to operate.



LINCOLN

Colour: Black
Art. no. 100769
Height: 100 cm
Width: 51 cm
Depth: 45 cm
Heat output: 7 kW



VARDE Aura has a concealed ash pan, which contributes to preserving the aesthetical purity of the lines.



VARDE AURA

With the VARDE Aura line, there are many possibilities with respect to the design, size and possible placements in the room.



AURA 1

Colour: Black
 Art. no. 100025
 Height: 100 cm
 Width: 50 cm
 Depth: 42 cm
 Heat output: 5 kW



AURA 11

Colour: Black
 Art. no. 100030
 Height: 110 cm
 Width: 50 cm
 Depth: 42 cm
 Heat output: 5 kW



AURA 2

Colour: Black
 Art. no. 100026
 Height: 100 cm
 Width: 50 cm
 Depth: 43 cm
 Heat output: 5 kW



AURA 3

Colour: Black
 Art. no. 100027
 Height: 87 cm
 Width: 48 cm
 Depth: 43 cm
 Heat output: 5 kW



AURA 3

Natural stone

Colour: Grey
 Art. no. 100029
 Height: 92 cm
 Width: 51 cm
 Depth: 44 cm
 Heat output: 5 kW





VARDE FUEGO

The line is based on the classic wood-burning stove and the features that make it the very heart of a home. The wood-burning stoves are modern, but with classic details. The design highlights the door as an eye-catching and characteristic feature making VARDE Fuego unique both functionally and aesthetically.



FUEGO 1

Colour: Black
Art. no. 100031
Height: 99 cm
Width: 50 cm
Depth: 41 cm
Heat output: 5 kW

FUEGO 1

Soapstone

Colour: Grey
Art. no. 100034
Height: 102 cm
Width: 50 cm
Depth: 41 cm
Heat output: 5 kW

FUEGO 2

Colour: Black
Art. no. 100035
Height: 89 cm
Width: 50 cm
Depth: 41 cm
Heat output: 5 kW





VARDE DALLAS

VARDE HOUSTON

VARDE SEATTLE

With this line, VARDE has created yet another timelessly stylish stove with a subdued expression. The cast iron door with its large glass area provides a nice view of the fire, which will light the entire room up. The large fire chamber can take firewood of up to 35 cm in length.



DALLAS

Colour: Black
 Art. no. 100657
 Height: 104 cm
 Width: 58 cm
 Depth: 38 cm
 Heat output: 6 kW



HOUSTON

Colour: Black
 Art. no. 100656
 Height: 120 cm
 Width: 58 cm
 Depth: 38 cm
 Heat output: 6 kW



SEATTLE

Colour: Black
 Art. no. 100658
 Height: 120 cm
 Width: 58 cm
 Depth: 38 cm
 Heat output: 6 kW





Heat from VARDE Shape 13 can be utilised longer with heat-retaining AKKU stones (accessories), which are mounted in the extended top structure.

VARDE SHAPE

VARDE Shape is, as the name suggests, a wood-burning stove in good shape. The tall, slender stove is well-suited for any room.



SHAPE 1

Colour: Black
Art. no. 100014
Height: 112 cm
Width: 52 cm
Depth: 41 cm
Heat output: 5 kW

SHAPE 1

Soapstone

Colour: Grey
Art. no. 100017
Height: 115 cm
Width: 52 cm
Depth: 41 cm
Heat output: 5 kW

SHAPE 2

Colour: Black
Art. no. 100019
Height: 102 cm
Width: 52 cm
Depth: 41 cm
Heat output: 5 kW

SHAPE 2

Soapstone

Colour: Grey
Art. no. 100022
Height: 105 cm
Width: 52 cm
Depth: 41 cm
Heat output: 5 kW

SHAPE 13

Colour: Black
Art. no. 100013
Height: 152 cm
Width: 52 cm
Depth: 41 cm
Heat output: 5 kW





VARDE UNIQ 2





VARDE UNIQ

The tall, slender shape allows the stove to have a minimal footprint in a room. The models with side panes provide a 180-degree experience of the fire.



UNIQ 1

Colour: Black
Art. no. 100036
Height: 104 cm
Width: 48 cm
Depth: 37 cm
Heat output: 5 kW



UNIQ 2

Colour: Black
Art. no. 100038
Height: 104 cm
Width: 48 cm
Depth: 37 cm
Heat output: 5 kW



UNIQ 13

Colour: Black
Art. no. 100040
Height: 116 cm
Width: 48 cm
Depth: 37 cm
Heat output: 5 kW





VARDE THURØ

The classic, rustic wood-burning stove with the extra-wide fire chamber can take firewood of up to 35 cm. Thurø 12 has a vermiculite bottom with a bottom grate of cast iron and Thurø 13 has a cast iron bottom with a shaking grate of cast iron.



THURØ 12

Colour: Black
 Art. no. 100770
 Height: 96 cm
 Width: 52 cm
 Depth: 41 cm
 Heat output: 6 kW

THURØ 13

Colour: Black
 Art. no. 100771
 Height: 96 cm
 Width: 52 cm
 Depth: 41 cm
 Heat output: 6 kW



VARDE SAMSØ

VARDE Samsø has a simple and rustic design, with a large fire chamber "on the top" and a storage space for firewood at the bottom.



SAMSØ

Colour: Black
 Art. no. 100005
 Height: 100 cm
 Width: 49 cm
 Depth: 35 cm
 Heat output: 5 kW





VARDE BOGØ

VARDE Bogø with side glass gives a nice look to the fire from different angles in the room and brings light and heat into your home.



BOGØ

Colour: Svart
Art. no. 100842
Height: 100 cm
Width: 49 cm
Depth: 35 cm
Heat output: 5,5 kW



VARDE ALS

The rounded sides of VARDE Als give the oven a slim shape that is easy to place in any home.



ALS

Colour: Svart
Art. no. 100843
Height: 100 cm
Width: 46 cm
Depth: 35 cm
Heat output: 5 kW



VARDE BORNHOLM

VARDE Bornholm, with rounded sides and side glass, gives a 180 degree experience of the fire. Behind the bottom door there is a practical space for storing e.g. firelighters and fireplace glove.

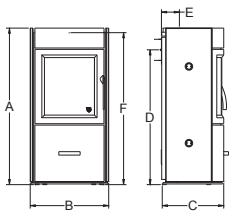


BORNHOLM

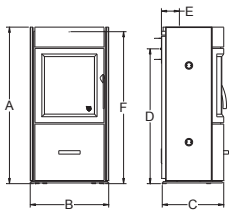
Colour: Svart
Art. no. 100846
Height: 100 cm
Width: 46 cm
Depth: 35 cm
Heat output: 5,5 kW



TECHNICAL DATA



	BOLTON	CARDIFF	LINCOLN	AURA 1	AURA 11	AURA 2	AURA 3	AURA 3 NATURAL STONE
Art. no.	100767	100768	100769	100025	100030	100026	100027	100029
EAN no.	5703505049622	5703505049646	5703505049653	5703505048403	5703505043132	5703505041886	5703505043125	5703505043460
Colour	BLACK	BLACK	BLACK	BLACK	BLACK	BLACK	BLACK	GREY
Fire chamber grate type	Bottom grate	Bottom grate	Bottom grate	Shaking grate	Shaking grate	Shaking grate	Shaking grate	Shaking grate
External dimensions A x B x C (cm)	100x51x45	90x51x45	100x51x45	100x50x42	110x50x42	100x50x43	87x48x43	92x51x44
Centre of rear flue to bottom D (cm)	88	78	88	83	92.5	83	71	-
Rear edge to centre of flue E (cm)	19.7	19.7	19.7	15	15.2	16.5	17	17
Fitting height top F (cm)	99	89	99	97	110	97	87	87
Fire chamber Height x Width x Depth (cm)	44x44x36	44x44x36	44x44x36	26/38x30x30	26/38x30x30	26/38x30x26	26/38x30x26	26/38x30x26
Weight (kg)	104	100	104	104	113	101	106	190
Hose set for air supply (Ø cm)	8	8	8	-	-	-	-	-
Min. rear distance to combustibles (cm)	20	20	20	20	20	20	20	20
Min. side distance to combustibles (cm)	103	103	103	20	20	20	20	20
Furniture distance (cm)	105	105	105	100	100	100	100	100
Nominal heat output (kW)	7	7	7	5	5	5	5	5
Heating (m ²)	60-160	60-160	60-160	30-105	30-105	30-105	30-105	30-105
Combustion efficiency (%)	80	80	80	81	81	81	81	81
Flue draught min. Pascal*	12	12	12	12	12	12	12	12



	DALLAS	HOUSTON	SEATTLE	FUEGO 1	FUEGO 1 SOAPSTONE	FUEGO 2	SAMSØ
Art. no.	100657	100656	100658	100031	100034	100035	100005
EAN no.	5703505049004	5703505048991	5703505049011	5703505044436	5703505045051	5703505044443	5703505045914
Colour	BLACK	BLACK	BLACK	BLACK	GREY	BLACK	BLACK
Fire chamber grate type	Shaking grate	Shaking grate	Shaking grate	Shaking grate	Shaking grate	Shaking grate	Bottom grate
External dimensions A x B x C (cm)	104x58x38	120x58x38	120x58x38	99x50x41	102x50x41	89x50x41	100x49x35
Centre of rear flue to bottom D (cm)	86.5	103.5	86.5	83	83	72	85.5
Rear edge to centre of flue E (cm)	19	19	19	13	15	13	11.5
Fitting height top F (cm)	102	118	102	98	98	87	99
Fire chamber Height x Width x Depth (cm)	33/44x36x22	33/44x36x22	33/44x36x22	26/38x30x26	26/38x30x26	26/38x30x26	26/38x30x26
Weight (kg)	115	122	122	125	145	122	80
Hose set for air supply (Ø cm)	6.3	6.3	6.3	6.3	6.3	6.3	-
Min. rear distance to combustibles (cm)	25	25	25	20	20	20	20
Min. side distance to combustibles (cm)	30	30	30	20	20	20	30
Furniture distance (cm)	90	90	90	80	80	80	80
Nominal heat output (kW)	6	6	6	5	5	5	5
Heating (m ²)	45-120	45-120	45-120	30-105	30-105	30-105	30-105
Combustion efficiency (%)	82	82	82	76	76	76	81
Flue draught min. Pascal*	12	12	12	12	12	12	12

* If the flue draught is not sufficient as specified in the manual, then the guarantee does not cover any possible poor combustion. Reservations are made for possible typographical errors. VARDE OVNE A/S has the right to change dimensions, etc., which may have an effect on mounting conditions.



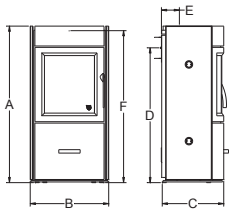
The special AirBox system ensures that the wood-burning stove does not use air from inside, but rather takes in air from outside. It is a solution that is especially well-suited for new houses and reinsulated houses.



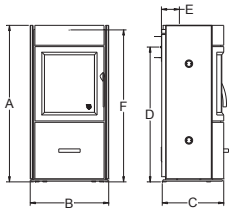
All stoves from VARDE are constructed with a convection system, where cold air is brought in via the bottom of the stove and heated air is discharged at the top. The convection system ensures excellent air circulation in the room and thus good utilisation of the firewood.



Carbon neutral combustion.



	SHAPE 1	SHAPE 1 SOAPSTONE	SHAPE 2	SHAPE 2 SOAPSTONE	SHAPE 13	AKKU STONE SHAPE 13
Art. no.	100014	100017	100019	100022	100013	100537
EAN no.	5703505041527	5703505041558	5703505041565	5703505041596	5703505047789	5703505047802
Colour	BLACK	GREY	BLACK	GREY	BLACK	
Fire chamber grate type	Shaking grate	Shaking grate	Shaking grate	Shaking grate	Shaking grate	
External dimensions A x B x C (cm)	112x52x41	115x52x41	102x52x41	105x52x41	152x52x41	
Centre of rear flue to bottom D (cm)	97	97	87	87	97	
Rear edge to centre of flue E (cm)	16	16	16	16	16	
Fitting height top F (cm)	106	106	96	96	106	
Fire chamber Height x Width x Depth (cm)	26/38x30x30	26/38x30x30	26/38x30x30	26/38x30x26	26/38x30x26	
Weight (kg)	124	199	119	185	142	64
Hose set for air supply (∅ cm)	8	8	8	8	8	
Min. rear distance to combustibles (cm)	10	10	10	10	10	
Min. side distance to combustibles (cm)	25	25	25	25	25	
Furniture distance (cm)	80	80	80	80	80	
Nominal heat output (kW)	5	5	5	5	5	
Heating (m ²)	30-105	30-105	30-105	30-105	30-105	
Combustion efficiency (%)	80	80	80	80	80	
Flue draught min. Pascal*	12	12	12	12	12	



	THURØ 12	THURØ 13	UNIQ 1	UNIQ 2	UNIQ 13	BOGØ	ALS	BORNHOLM
Art. no.	100770	100771	100036	100038	100040	100842	100843	100846
EAN no.	5703505049660	5703505049677	5703505045716	5703505046775	5703505047796	5703505050383	5703505050390	5703505050420
Colour	BLACK	BLACK	BLACK	BLACK	BLACK	BLACK	BLACK	BLACK
Fire chamber grate type	Bottom grate	Shaking grate	Shaking grate	Shaking grate	Shaking grate	Bottom grate	Bottom grate	Bottom grate
External dimensions A x B x C (cm)	96x52x41	96x52x41	104x48x37	104x48x37	116x48x37	100x49x35	100x46x35	100x46x35
Centre of rear flue to bottom D (cm)	81	81	91	91	104	85,5	85,5	85,5
Rear edge to centre of flue E (cm)	15	15	17	17	17	11,5	11,5	11,5
Fitting height top F (cm)	93	93	102	102	114	99	99	99
Fire chamber Height x Width x Depth (cm)	24x40x31	24x40x31	28/38x 20/33x14/23	28/38x 20/33x14/23	28/38x 20/33x14/23	25-36/30/28	26/38x30x26	25-36/30/28
Weight (kg)	89	96	110	104	120	85	80	85
Hose set for air supply (∅ cm)	-	-	6,3	6,3	6,3	-	-	-
Min. rear distance to combustibles (cm)	20	20	15	15	15	30	20	30
Min. side distance to combustibles (cm)	40	40	35	35	35	45	30	45
Furniture distance (cm)	110	110	85	85	85	110	80	110
Nominal heat output (kW)	6	6	5	5	5	5,5	5	5,5
Heating (m ²)	45-120	45-120	30-105	30-105	30-105	30-105	30-105	30-105
Combustion efficiency (%)	82	82	76	76	76	80	81	80
Flue draught min. Pascal*	12	12	12	12	12	12	12	12



All VARDE stoves with this icon include a shaking grate in the bottom of the fire chamber. By pressing the handle from side to side, the ashes are pulverised and fall down into the ash pan, which is then easy to empty.



All VARDE stoves go through a close quality inspection and we take pride in always delivering products of a consistent quality. Manufacturing faults may still occur and on these we offer a 5 Year Warranty. The warranty does not cover wear, damage due to incorrect operation, cost of transportation, assembling/reassembling and replacement for any consequential damages.

* If the flue draught is not sufficient as specified in the manual, then the guarantee does not cover any possible poor combustion. Reservations are made for possible typographical errors. VARDE OVNE A/S has the right to change dimensions, etc., which may have an effect on mounting conditions.

VARDE ACCESSORIES

VARDE's range of accessories ensures optimum utilisation of the stove and makes daily life with a wood-burning stove easier and safer. For example, VARDE has a large line of floor plates that match the different models.

VARDE also offers safety grates to ensure that children and pets do not come too close to the heat. The daily stoking also becomes easier with the large selection of baskets, glass cleaner, firelighters, flue pipe thermometer, moisture meter and fireplace glove.

SEE THE ENTIRE RANGE AT
WWW.VARDEOVNE.DK



VARDE TIPS



VARDEOVNE.CO.UK